

# ALPHABET OF ANIMALS

## LESSON PLAN




Name : Salma Adistya Zahra

NIM : K2221071

Class : B

### A. GENERAL OVERVIEW

<b>Lesson:</b>	Alphabet of Animal A-J
<b>Level:</b>	Beginner-Kindergarten (Age 4-5)
<b>Skill:</b>	Listening and Speaking
<b>Time:</b>	1 x 35 minutes
<b>Learning Objectives:</b>	<ol style="list-style-type: none"><li>1. Students will be able to identify the sequence of alphabets A-J</li><li>2. Students will be able to pronounce vocabulary for alphabets A-J and the example of animals.</li><li>3. Students will be able to identify the alphabet (A-J) for animals with a first alphabet (A-J).</li></ol>
<b>Structures:</b>	“What alphabet is this?” “Alphabet (..) is for?”
<b>Target Vocabulary:</b>	A (Alligator); B (Butterfly); C (Cow); D (Dolphin); E (Elephant); F (Frog); G (Gorilla); H (Hippo); I (Iguana); J (Jellyfish).
<b>Teaching Media:</b>	<ol style="list-style-type: none"><li>1. Video<ul style="list-style-type: none"><li>• Opening: <a href="https://youtu.be/ALcL3MuU4xQ?si=0Og7V7hFpr4lt1Xw">https://youtu.be/ALcL3MuU4xQ?si=0Og7V7hFpr4lt1Xw</a></li><li>• Alphabet of animal A-J: <a href="https://youtu.be/AEKIV5JG3HQ?si=vY8mn5Tfa5G9W aL">https://youtu.be/AEKIV5JG3HQ?si=vY8mn5Tfa5G9W aL</a> (0:01-1:18)</li><li>• Sayonara: <a href="https://youtu.be/RrGSVdodukg?si=gwIaaTlbc37hKqdM">https://youtu.be/RrGSVdodukg?si=gwIaaTlbc37hKqdM</a></li></ul></li><li>2. Flashcards</li><li>3. Games worksheet</li><li>4. Laptop</li><li>5. Projektor</li><li>6. Speaker</li></ol>



# ALPHABET OF ANIMALS

## LESSON PLAN




### B. LESSON OVERVIEW

<b>Warm-Up:</b>	<ul style="list-style-type: none"> <li>❖ Greeting and Praying</li> <li>❖ Checking attendance</li> <li>❖ Singing together</li> <li>❖ Review previous materials and Introducing today's material</li> </ul>
<b>Main Activity:</b>	<ul style="list-style-type: none"> <li>❖ Watching video about "Alphabet of Animal A-J"</li> <li>❖ Presenting the flashcard</li> <li>❖ Playing games</li> </ul>
<b>Wrap-Up:</b>	<ul style="list-style-type: none"> <li>❖ Giving feedback and Summarizing material</li> <li>❖ Explain the next material</li> <li>❖ Praying together</li> <li>❖ Singing "goodbye song" and Closing</li> </ul>

### C. TEACHING PROCEDURES

	Activity	Teacher Role
<b>Warm-Up</b>	1. Greeting and Praying	<p>- To start the class, the teacher greeted the students and then prayed together.</p> <p>T: "Hello!! Good morning kids!! How are you today?"            S: "Good morning miss, how are you? I Am happy today!"            T: "Great, miss also happy to see u all. Okay, before starting our lesson let's pray together!"</p>
	2. Checking attendance	<p>- The teacher calls the students' names one by one.</p> <p>T: "Now, Miss will check your attendance. Please raise your hand or say "I'm here mis" when Miss calls your name."</p>
	3. Singing together	<p>- The teacher and student singing together.  <a href="https://youtu.be/ALcL3MuU4xQ?si=0Qg7V7hFpr4lt1Xw">https://youtu.be/ALcL3MuU4xQ?si=0Qg7V7hFpr4lt1Xw</a></p> <p>T: "Let's sing together! Before that, please stand up and make a circle."</p>
	4. Review previous material and Introducing today's	<p>- "The teacher asks the students about the material previously learned and then tells the students the</p>




# ALPHABET OF ANIMALS

## LESSON PLAN



	material	material that will be learned today.”
<b>Main Activity</b>	1. Watching video about “Alphabet of Animal A-J”	- The teacher play video “Alphabet of Animal (A-J)” <a href="https://youtu.be/AEKIV5JG3HQ?si=vY8mn5fTfa5G9WaL">https://youtu.be/AEKIV5JG3HQ?si=vY8mn5fTfa5G9WaL</a> (0:01-1:18) and the student watching the video.  T: “Miss will play a video about the alphabet A-J and examples of animals. Please pay attention to the slide, and let’s watch the video.”
	2. Presenting the flashcard	- The teacher shows the flashcards of the alphabet A-J and the example of an animal and how to pronounce it, then asks the students to repeat what the teacher said.  T: “Now, let’s take a look at this card and repeat after Miss Zara.”
	3. Playing games	- The teacher gives mini games to improve students' understanding of the material just explained.  T: “Let’s play games! On the board are the alphabet and animal examples. Miss wants you to come forward one by one and match the alphabet with the animal examples.”
<b>Wrap-Up</b>	1. Giving feedback and Summarizing material	- The teacher gives feedback on the student’s participation in the mini games and summarizes or reviews the material today.  T: “Wow, you all did a great job matching the alphabet with the animal. So proud of you kids.” T: “Now, who can tell miss what we learned today?” S: (Answering the teacher question) T: “Yes, that’s right. Today, we have learned about...”
	2. Explain the next material	- The teacher explains the material that will be learned in the next meeting.  T: “Okay, in the next meeting we will learn about the same topic but we will continue the next alphabet which is K-T and the other examples of animals.”



# ALPHABET OF ANIMALS

## LESSON PLAN



	3. Praying together	- The teacher asks the students to pray together to end the class.  T: "Before we end our class today let's pray together. Pray began."
	4. Singing "goodbye song" and Closing	- The teacher ends the class by asking students to sing together.  T: "Now, let's sing a goodbye song together!" T: "That's all for today kids. Be careful going home. Thank you very much and see you kids."

### D. APPENDIX

#### 1. Video Song

- Opening:

<https://youtu.be/ALcL3MuU4xQ?si=0Qg7V7hFpr4lt1Xw>

- Alphabet of animal A-J:

<https://youtu.be/AEKIV5JG3HQ?si=vY8mn5ftfa5G9WaL> (0:01-1:18)

- Sayonara:

<https://youtu.be/RrGSVdodukg?si=gwIaaTlbc37hKqdM>

#### 2. Flashcards

[https://www.canva.com/design/DAF3uY7e2XE/z9Rcc-V\\_9gaTVTywauf4jO/edit?utm\\_content=DAF3uY7e2XE&utm\\_campaign=designshare&utm\\_medium=link2&utm\\_source=sharebutton](https://www.canva.com/design/DAF3uY7e2XE/z9Rcc-V_9gaTVTywauf4jO/edit?utm_content=DAF3uY7e2XE&utm_campaign=designshare&utm_medium=link2&utm_source=sharebutton)

#### 3. Games Worksheet

[https://www.canva.com/design/DAF3uTWyTm4/y6j28BDpj25jIf6n\\_k4T9A/edit?utm\\_content=DAF3uTWyTm4&utm\\_campaign=designshare&utm\\_medium=link2&utm\\_source=sharebutton](https://www.canva.com/design/DAF3uTWyTm4/y6j28BDpj25jIf6n_k4T9A/edit?utm_content=DAF3uTWyTm4&utm_campaign=designshare&utm_medium=link2&utm_source=sharebutton)